

GHCL Limited			
Shareholding Pattern under Regulation 31 of SEBI (Listing Obligations and Disclosure Requirements) Regulations, 2015			
1	Name of Listed Entity: <u>GHCL Limited</u>		
2	Scrip Code/Name of Scrip/Class of Security: <u>500171/GHCL /Equity</u>		
3	Pre-Share Holding Pattern Filed under: <u>Reg. 31(1)(a) / Reg. 31(1)(b) / Reg. 31(1)(c)</u>		
	a.	If under 31(1)(b) then indicate the report for Quarter ending: <u>June 30, 2020</u>	
	b.	If under 31(1)(c) then indicate date of allotment/extinguishment:	
4	Declaration: The Listed entity is required to submit the following declaration to the extent of submission of information:-		
		Particulars	Yes*
	1	Whether the Listed Entity has issued any partly paid up shares?	No
	2	Whether the Listed Entity has issued any Convertible Securities or Warrants?	No
	3	Whether the Listed Entity has any shares against which depository receipts are issued?	No
	4	Whether the Listed Entity has any shares in locked-in?	No
	5	Whether any shares held by promoters are pledge or otherwise encumbered?	Yes
	6	Whether the Listed Entity has issued any differential Voting Rights?	No
	7	Whether the Listed Entity has issued any Warrants ?	No
	8	Whether the listed entity has any significant beneficial owner?	No
<p>* If the Listed Entity selects the option 'No' for the questions above, the columns for the partly paid up shares, Outstanding Convertible Securities/Warrants, depository receipts, locked-in shares, No of shares pledged or otherwise encumbered by promoters, as applicable, shall not be displayed at the time of dissemination on the Stock Exchange website. Also wherever there is 'No' declared by Listed Entity in above table the values will be considered as 'Zero' by default on submission of the format of holding of specified securities.</p>			
5	The tabular format for disclosure of holding of specified securities is as follows:		



GHCL Limited
Table I - Summary Statement holding of specified securities (June 30, 2020)

Category	Category of shareholder	Number of shareholders	No. of fully paid up equity shares held	No. of Partly paid-up equity shares held	No. of shares underlying Depository Receipts	Total nos. shares held	Shareholding as a % of total no. of shares (calculated as per SCRR, 1957)	Number of Voting Rights held in each class of securities				No. of Shares Underlying Outstanding convertible securities (including Warrants)	Shareholding, as a % assuming full conversion of convertible securities (as a percentage of diluted share capital)	Number of Locked in shares		Number of Shares pledged or otherwise encumbered		Number of equity shares held in dematerialised form
								No of Voting Rights			Total as a % of (A+B+C)			No. (a)	As a % of total Shares held(b)	No. (a)	As a % of total Shares held(b)	
								Class eg: X	Class eg: Y	Total								
(I)	(II)	(III)	(IV)	(V)	(VI)	(VII) = (IV)+(V)+(VI)	(VIII) As a % of (A+B+C2)	(IX)				(X)	(XI) = (VII)+(X) As a % of (A+B+C2)	(XII)		(XIII)		(XIV)
(A)	Promoter & Promoter Group	37	18302810	0	0	18302810	19.2634	18302810	0	18302810	19.2634	0	19.2634	0	0.0000	200244	0.2108	18302810
(B)	Public	65044	76710476	0	0	76710476	80.7366	76710476	0	76710476	80.7366	0	80.7366	0	0.0000	N.A	0.0000	74335262
(C)	Non Promoter - Non Public	0	0	0	0	0	0.0000	0	0	0	0.0000	0	0.0000	0	0.0000	0	0.0000	0
(C1)	Shares Underlying DRs	0	0	0	0	0	0.0000	0	0	0	0.0000	0	0.0000	0	0.0000	0	0.0000	0
(C2)	Shares Held By Employee Trust	0	0	0	0	0	0.0000	0	0	0	0.0000	0	0.0000	0	0.0000	0	0.0000	0
	Total	65081	95013286	0	0	95013286	100	95013286	0	95013286	100	0	100	0	0.0000	200244	0.2108	92638072



GHCL Limited																			
Table II - Statement showing shareholding pattern of the Promoter and Promoter Group (June 30, 2020)																			
Category	Category & Name of shareholders	Shareholder Type	Nos. of shareholders	No. of fully paid up equity shares held	No. of Partly paid up equity shares held	No. of shares underlying Depository Receipts	Total nos. shares held	Shareholding as a % of total no. of shares (calculated as per SCRR, 1957)	Number of Voting Rights held in each class of securities			No. of Shares Underlying Outstanding convertible securities (including Warrants)	Shareholding as a % assuming full conversion of convertible securities (as a percentage of diluted share capital)	Number of Locked in shares		Number of Shares pledged or otherwise encumbered		Number of equity shares held in dematerialised form	
									No of Voting Rights		Total as a % of (A+B+C)			No. (a)	As a % of total Shares held(b)	No. (a)	As a % of total Shares held(b)		
									Class Equity (One share one vote)	Class eg: y									Total
	(I)		(III)	(IV)	(V)	(VI)	(VII) = (IV)+(V)+ (VI)	(VIII) As a % of (A+B+C2)	(IX)			(X)	(XI)= (VII)+(X) As a % of (A+B+C2)	(XII)		(XIII)		(XIV)	
1	Indian																		
(a)	Individuals / Hindu Undivided Family		3	742274	0	0	742274	0.7812	742274	0	742274	0.7812	0	0.7812	0	0.0000	0	0.0000	742274
	Anurag Dalmia (HUF)	Promoter	1	572774	0	0	572774	0.6028	572774	0	572774	0.6028	0	0.6028	0	0.0000	0	0.0000	572774
	Anurag Dalmia	Promoter	1	100000	0	0	100000	0.1052	100000	0	100000	0.1052	0	0.1052	0	0.0000	0	0.0000	100000
	Neelabh Dalmia	Promoter	1	69500	0	0	69500	0.0731	69500	0	69500	0.0731	0	0.0731	0	0.0000	0	0.0000	69500
(b)	Central Government / State Government(s)		0	0	0	0	0	0.0000	0	0	0	0.0000	0	0.0000	0	0.0000	0	0.0000	0
(c)	Financial Institutions / Banks		0	0	0	0	0	0.0000	0	0	0	0.0000	0	0.0000	0	0.0000	0	0.0000	0
(d)	Any Other (Specify)							0.0000				0.0000					0.0000		
	Bodies Corporate		31	11887636	0	0	11887636	12.5116	11887636	0	11887636	12.5116	0	12.5116	0	0.0000	0	0.0000	11887636
	Gems Commercial Company Limited	Promoter	1	2940207	0	0	2940207	3.0945	2940207	0	2940207	3.0945	0	3.0945	0	0.0000	0	0.0000	2940207
	Oval Investment Pvt Ltd	Promoter	1	2588848	0	0	2588848	2.7247	2588848	0	2588848	2.7247	0	2.7247	0	0.0000	0	0.0000	2588848
	Lhonak International Private Limited	Promoter	1	1365599	0	0	1365599	1.4373	1365599	0	1365599	1.4373	0	1.4373	0	0.0000	0	0.0000	1365599
	Hindustan Commercial Company Limited*	Promoter	1	2944737	0	0	2944737	3.0993	2944737	0	2944737	3.0993	0	3.0993	0	0.0000	0	0.0000	2944737
	Carissa Investment Pvt Ltd	Promoter	1	481752	0	0	481752	0.5070	481752	0	481752	0.5070	0	0.5070	0	0.0000	0	0.0000	481752
	Golden Tobacco Limited	Promoter	1	16578	0	0	16578	0.0174	16578	0	16578	0.0174	0	0.0174	0	0.0000	0	0.0000	16578
	Harvatex Engineering And Processing Company Limited	Promoter	1	415723	0	0	415723	0.4375	415723	0	415723	0.4375	0	0.4375	0	0.0000	0	0.0000	415723
	Anurag Trading Leasing And Investment Company Pvt Ltd	Promoter	1	287200	0	0	287200	0.3023	287200	0	287200	0.3023	0	0.3023	0	0.0000	0	0.0000	287200
	WGF Financial Services Ltd	Promoter	1	378807	0	0	378807	0.3987	378807	0	378807	0.3987	0	0.3987	0	0.0000	0	0.0000	378807
	Dalmia Finance Ltd	Promoter	1	200244	0	0	200244	0.2108	200244	0	200244	0.2108	0	0.2108	0	0.0000	200244	100.0000	200244
	Archana Trading And Investment Company Pvt. Ltd.	Promoter	1	132848	0	0	132848	0.1398	132848	0	132848	0.1398	0	0.1398	0	0.0000	0	0.0000	132848
	Bharatpur Investment Limited	Promoter	1	38842	0	0	38842	0.0409	38842	0	38842	0.0409	0	0.0409	0	0.0000	0	0.0000	38842
	Sanjay Trading Investment Company Private Limited	Promoter	1	29100	0	0	29100	0.0306	29100	0	29100	0.0306	0	0.0306	0	0.0000	0	0.0000	29100
	General Exports And Credits Limited	Promoter	1	17000	0	0	17000	0.0179	17000	0	17000	0.0179	0	0.0179	0	0.0000	0	0.0000	17000
	Pashupatinath Commercial Pvt. Ltd.	Promoter	1	15000	0	0	15000	0.0158	15000	0	15000	0.0158	0	0.0158	0	0.0000	0	0.0000	15000
	Sovereign Commercial Pvt.Ltd.	Promoter	1	6000	0	0	6000	0.0063	6000	0	6000	0.0063	0	0.0063	0	0.0000	0	0.0000	6000
	Dalmia Housing Finance Ltd	Promoter	1	5707	0	0	5707	0.0060	5707	0	5707	0.0060	0	0.0060	0	0.0000	0	0.0000	5707
	Trishul Commercial Pvt. Ltd.	Promoter	1	5100	0	0	5100	0.0054	5100	0	5100	0.0054	0	0.0054	0	0.0000	0	0.0000	5100
	Swastik Commercial Pvt.Ltd.	Promoter	1	3700	0	0	3700	0.0039	3700	0	3700	0.0039	0	0.0039	0	0.0000	0	0.0000	3700
	Alankar Commercial Private Limited	Promoter	1	2600	0	0	2600	0.0027	2600	0	2600	0.0027	0	0.0027	0	0.0000	0	0.0000	2600
	Ricklunsford Trade And Industrial Investment Ltd	Promoter	1	1960	0	0	1960	0.0021	1960	0	1960	0.0021	0	0.0021	0	0.0000	0	0.0000	1960
	Chirawa Investment Limited	Promoter	1	1860	0	0	1860	0.0020	1860	0	1860	0.0020	0	0.0020	0	0.0000	0	0.0000	1860
	Lakshmi Vishnu Investment Limited	Promoter	1	1860	0	0	1860	0.0020	1860	0	1860	0.0020	0	0.0020	0	0.0000	0	0.0000	1860
	Mourya Finance Limited	Promoter	1	1860	0	0	1860	0.0020	1860	0	1860	0.0020	0	0.0020	0	0.0000	0	0.0000	1860
	Sikar Investment Company Limited	Promoter	1	1800	0	0	1800	0.0019	1800	0	1800	0.0019	0	0.0019	0	0.0000	0	0.0000	1800
	Antarctica Investment Pvt Ltd	Promoter	1	768	0	0	768	0.0008	768	0	768	0.0008	0	0.0008	0	0.0000	0	0.0000	768
	Comosum Investment Pvt Ltd	Promoter	1	701	0	0	701	0.0007	701	0	701	0.0007	0	0.0007	0	0.0000	0	0.0000	701
	Lovely Investment Pvt Ltd	Promoter	1	645	0	0	645	0.0007	645	0	645	0.0007	0	0.0007	0	0.0000	0	0.0000	645
	Altar Investment Pvt Ltd	Promoter	1	318	0	0	318	0.0003	318	0	318	0.0003	0	0.0003	0	0.0000	0	0.0000	318
	Ilae Investment Private Limited	Promoter	1	217	0	0	217	0.0002	217	0	217	0.0002	0	0.0002	0	0.0000	0	0.0000	217
	Dear Investment Pvt Ltd	Promoter	1	55	0	0	55	0.0001	55	0	55	0.0001	0	0.0001	0	0.0000	0	0.0000	55
	Trust		1	165000	0	0	165000	0.1737	165000	0	165000	0.1737	0	0.1737	0	0.0000	0	0.0000	165000

	Ram Krishna Dalmia Foundation	Promoter Group	1	165000	0	0	165000	0.1737	165000	0	165000	0.1737	0	0.1737	0	0.0000	0	0.0000	165000
	Sub Total (A)(1)		35	12794910	0	0	12794910	13.4664	12794910	0	12794910	13.4664	0	13.4664	0	0.0000	0	0.0000	12794910
2	Foreign						0.0000					0.0000						0.0000	
(a)	Individuals (Non-Resident Individuals / Foreign Individuals)		0	0	0	0	0.0000	0	0	0	0.0000	0	0.0000	0	0.0000	0	0.0000	0	0
(b)	Government		0	0	0	0	0.0000	0	0	0	0.0000	0	0.0000	0	0.0000	0	0.0000	0	0
(c)	Institutions		0	0	0	0	0.0000	0	0	0	0.0000	0	0.0000	0	0.0000	0	0.0000	0	0
(d)	Foreign Portfolio Investor		0	0	0	0	0.0000	0	0	0	0.0000	0	0.0000	0	0.0000	0	0.0000	0	0
(e)	Any Other (Specify)						0.0000					0.0000						0.0000	
	Bodies Corporate		2	5507900	0	0	5507900	5.7970	5507900	0	5507900	5.7970	0	5.7970	0	0.0000	0	0.0000	5507900
	Banjax Limited		1	2789700	0	0	2789700	2.9361	2789700	0	2789700	2.9361	0	2.9361	0	0.0000	0	0.0000	2789700
	Hexabond Limited		1	2718200	0	0	2718200	2.8609	2718200	0	2718200	2.8609	0	2.8609	0	0.0000	0	0.0000	2718200
	Sub Total (A)(2)		2	5507900	0	0	5507900	5.7970	5507900	0	5507900	5.7970	0	5.7970	0	0.0000	0	0.0000	5507900
	Total Shareholding Of Promoter And Promoter Group (A)= (A)(1)+(A)(2)		37	18302810	0	0	18302810	19.2634	18302810	0	18302810	19.2634	0	19.2634	0	0.0000	200244	0.2108	18302810
Details of Shares which remain unclaimed may be given here along with details such as number of shareholders, outstanding shares held in demat/unclaimed suspense account, voting rights which are frozen etc.																			
(1) PAN would not be displayed on website of Stock Exchange(s)																			
(2) The term 'Encumbrance' has the same meaning as assigned under regulation 28(3) of SEBI (Substantial Acquisition of Shares and Takeovers) Regulations, 2011.																			



GHCL Limited
Table III - Statement showing shareholding pattern of the Public shareholder (June 30, 2020)

Category	Category & Name of shareholders	PAN	Nos. of shareholders	No. of fully paid up equity shares held	No. of Partly paid-up equity shares held	No. of shares underlying Depository Receipts	Total nos. shares held	Shareholding as a % of total no. of shares (calculated as per SCRR, 1957)	Number of Voting Rights held in each class of securities				No. of Shares Underlying Outstanding convertible securities (including Warrants)	Shareholding, as a % assuming full conversion of convertible securities (as a percentage of diluted share capital)	Number of Locked in shares		Number of Shares pledged or otherwise encumbered		Number of equity shares held in dematerialised form
									No of Voting Rights			Total as a % of (A+B+C)			No. (a)	As a % of total Shares held(b)	No. (a)	As a % of total Shares held(b)	
									Class eg. Equity (one share one vote)	Class eg: y	Total								
	(I)	(II)	(III)	(IV)	(V)	(VI)	(VII) = (IV)+(V)+ (VI)	(VIII) As a % of (A+B+C2)	(IX)				(X)	(XI)= (VII)+(X) As a % of (A+B+C2)	(XII)		(XIII)		(XIV)
1	Institutions																		
(a)	Mutual Fund		10	15923605	0	0	15923605	16.7593	15923605	0	15923605	16.7593	0	16.7593	0	0.0000	N/A	N/A	15919505
	Dsp Small Cap Fund	AAAJD0430B	1	8632076	0	0	8632076	9.0851	8632076	0	8632076	9.0851	0	9.0851	0	0.0000	N/A	N/A	8632076
	Franklin India Smaller Companies Fund	AAATT4931H	1	3836227	0	0	3836227	4.0376	3836227	0	3836227	4.0376	0	4.0376	0	0.0000	N/A	N/A	3836227
	Uti - Hybrid Equity Fund	AAATU1088L	1	3002097	0	0	3002097	3.1597	3002097	0	3002097	3.1597	0	3.1597	0	0.0000	N/A	N/A	3002097
(b)	Venture Capital Funds		0	0	0	0	0	0.0000	0	0	0	0.0000	0	0.0000	0	0.0000	N/A	N/A	0
(c)	Alternate Investment Funds		0	0	0	0	0	0.0000	0	0	0	0.0000	0	0.0000	0	0.0000	N/A	N/A	0
(d)	Foreign Venture Capital Investors		0	0	0	0	0	0.0000	0	0	0	0.0000	0	0.0000	0	0.0000	N/A	N/A	0
(e)	Foreign Portfolio Investor - Corporate (including Foreign Institutional Investors)		55	13728128	0	0	13728128	14.4486	13728128	0	13728128	14.4486	0	14.4486	0	0.0000	N/A	N/A	13727628
	Ares Diversified	AAHCA2144B	1	4932182	0	0	4932182	5.1910	4932182	0	4932182	5.1910	0	5.1910	0	0.0000	N/A	N/A	4932182
	Hypnos Fund Limited	AACCH6785N	1	2100000	0	0	2100000	2.2102	2100000	0	2100000	2.2102	0	2.2102	0	0.0000	N/A	N/A	2100000
	Eos Multi Strategy Fund Ltd	AADCE0686N	1	2946484	0	0	2946484	3.1011	2946484	0	2946484	3.1011	0	2.8519	0	0.0000	N/A	N/A	2946484
(f)	Financial Institutions / Banks		13	434309	0	0	434309	0.4571	434309	0	434309	0.4571	0	0.4571	0	0.0000	N/A	N/A	423105
(g)	Insurance Companies		2	3366423	0	0	3366423	3.5431	3366423	0	3366423	3.5431	0	3.5431	0	0.0000	N/A	N/A	3366423
	Life Insurance Corporation Of India	AAACL0582H	1	3138105	0	0	3138105	3.3028	3138105	0	3138105	3.3028	0	3.3028	0	0.0000	N/A	N/A	3138105
(h)	Provident Funds/ Pension Funds		0	0	0	0	0	0.0000	0	0	0	0.0000	0	0.0000	0	0.0000	N/A	N/A	0
(i)	Any Other (Specify)		0	0	0	0	0	0.0000	0	0	0	0.0000	0	0.0000	0	0.0000	N/A	N/A	0
	Sub Total (B)(1)		80	33452465	0	0	33452465	35.2082	33452465	0	33452465	35.2082	0	35.2082	0	0	N/A	N/A	33436661
2	Central Government/ State Government(s)		0	19	0	0	19	0.0000	19	0	19	0.0000	0	0.0000	0	0.0000	N/A	N/A	19
	Sub Total (B)(2)		0	19	0	0	19	0.0000	19	0	19	0.0000	0	0.0000	0	0.0000	N/A	N/A	19
3	Non-Institutions							0.0000				0.0000							
(a)	Individuals							0.0000				0.0000							
	i. Individual shareholders holding nominal share capital up to Rs. 2 lakhs.		60540	17032481	0	0	17032481	17.9264	17032481	0	17032481	17.9264	0	17.9264	0	0.0000	N/A	N/A	15478004
	ii. Individual shareholders holding nominal share capital in excess of Rs. 2 lakhs.		84	5399623	0	0	5399623	5.6830	5399623	0	5399623	5.6830	0	5.6830	0	0.0000	N/A	N/A	5399623
	Shantaben Karsanbhai Patel	QGGPP2908J	1	1017000	0	0	1017000	1.0704	1017000	0	1017000	1.0704	0	1.0704	0	0.0000	N/A	N/A	1017000
(b)	NBFCs registered with RBI		3	104365	0	0	104365	0.1098	104365	0	104365	0.1098	0	0.1098	0	0.0000	N/A	N/A	104365
(c)	Employee Trusts		0	0	0	0	0	0.0000	0	0	0	0.0000	0	0.0000	0	0.0000	N/A	N/A	0
(d)	Overseas Depositories(holding DRs) (balancing figure)		0	0	0	0	0	0.0000	0	0	0	0.0000	0	0.0000	0	0.0000	N/A	N/A	0
(e)	Any Other (Specify)		4336	20721523	0	0	20721523	21.8091	20721523	0	20721523	21.8091	0	21.8091	0	0.0000	N/A	N/A	19916590
	IEPF		884302	884302	0	0	884302	0.9307	884302	0	884302	0.9307	0	0.9307	0	0.0000	N/A	N/A	884302
	Trusts		466273	466273	0	0	466273	0.4907	466273	0	466273	0.4907	0	0.4907	0	0.0000	N/A	N/A	466273
	Hindu Undivided Family		1038765	1038765	0	0	1038765	1.0933	1038765	0	1038765	1.0933	0	1.0933	0	0.0000	N/A	N/A	1038765
	Foreign Companies		500	500	0	0	500	0.0005	500	0	500	0.0005	0	0.0005	0	0.0000	N/A	N/A	0

Nor Resident Indians (Non Repat)		385	235104	0	0	235104	0.2474	235104	0	235104	0.2474	0	0.2474	0	0.0000	N/A	N/A	231255
Non Resident Indians (Repat)		1718	1829158	0	0	1829158	1.9252	1829158	0	1829158	1.9252	0	1.9252	0	0.0000	N/A	N/A	1106844
Other Directors & Relatives		5	425100	0	0	425100	0.4474	425100	0	425100	0.4474	0	0.4474	0	0.0000	N/A	N/A	425000
Clearing Member		124	245319	0	0	245319	0.2582	245319	0	245319	0.2582	0	0.2582	0	0.0000	N/A	N/A	245319
Bodies Corporate		692	15597002	0	0	15597002	16.4156	15597002	0	15597002	16.4156	0	16.4156	0	0.0000	N/A	N/A	15518832
J P Financial Services Limited	AAACJ7794B	1	1996938	0	0	1996938	2.1017	1996938	0	1996938	2.1017	0	2.1017	0	0.0000	N/A	N/A	1996938
Noble Communications Pvt Ltd	AAACN9800C	1	1993751	0	0	1993751	2.0984	1993751	0	1993751	2.0984	0	2.0984	0	0.0000	N/A	N/A	1993751
Varanasi Commercial Ltd.	AAACV8692G	1	1475000	0	0	1475000	1.5524	1475000	0	1475000	1.5524	0	1.5524	0	0.0000	N/A	N/A	1475000
Aarkay Investments Pvt. Ltd	AACCA2455N	1	2000000	0	0	2000000	2.1050	2000000	0	2000000	2.1050	0	2.1050	0	0.0000	N/A	N/A	2000000
Sub Total (B)(3)		64963	43257992	0	0	43257992	45.5284	43257992	0	43257992	45.5284	0	45.5284	0	0.0000	N/A	N/A	40898582
Total Public Shareholding (B)= (B)(1)+(B)(2)+(B)(3)		65044	76710476	0	0	76710476	80.7366	76710476	0	76710476	80.7366	0	80.7366	0	0.0000	N/A	N/A	74335262

Details of the shareholders acting as persons in Concert including their Shareholding (No. and %):

Details of Shares which remain unclaimed may be given here along with details such as number of shareholders, outstanding shares held in demat/unclaimed suspense account, voting rights which are frozen etc.

Note:

(1) PAN would not be displayed on website of Stock Exchange(s).

(2) The above format needs to be disclosed along with the name of following persons:

Institutions/Non Institutions holding more than 1% of total number of shares

(3) W.r.t. the information pertaining to Depository Receipts, the same may be disclosed in the respective columns to the extent information available and the balance to be disclosed as held by custodian.



GHCL Limited																			
Table IV - Statement showing shareholding pattern of the Non Promoter- Non Public shareholder (June 30, 2020)																			
Category	Category & Name of shareholders	PAN	Nos. of shareholders	No. of fully paid up equity shares held	No. of Partly paid up equity shares held	No. of shares underlying Depository Receipts	Total nos. shares held	Shareholding as a % of total no. of shares (calculated as per SCRR, 1957)	Number of Voting Rights held in each class of securities				No. of Shares Underlying Outstanding convertible securities (including Warrants)	Shareholding, as a % assuming full conversion of convertible securities (as a percentage of diluted share capital)	Number of Locked in shares		Number of Shares pledged or otherwise encumbered		Number of equity shares held in dematerialised form
									No of Voting Rights			Total as a % of (A+B+C)			No. (a)	As a % of total Shares held(b)	No. (a)	As a % of total Shares held(b)	
									Class eg: X	Class eg: y	Total								
	(I)	(II)	(III)	(IV)	(V)	(VI)	(VII) = (IV)+(V)+(VI)	(VIII) As a % of (A+B+C2)	(IX)				(X)	(XI) = (VII)+(X) As a % of (A+B+C2)	(XII)		(XIII)		(XIV)
1	Custodian/DR Holder		0	0	0	0	0	0.0000	0	0	0	0.0000	0	0.0000	0	0.0000	0	0.0000	0
2	Employee Benefit Trust (under SEBI (Share based Employee Benefit) Regulations, 2014)		0	0	0	0	0	0.0000	0	0	0	0.0000	0	0.0000	0	0.0000	0	0.0000	0
	Total Non-Promoter- Non Public Shareholding (C)=(C)(1)+(C)(2)		0	0	0	0	0	0.0000	0	0	0	0.0000	0	0.0000	0	0.0000	0	0.0000	0
Note:																			
(1) PAN would not be displayed on website of Stock Exchange(s).																			
(2) The above format needs to disclose name of all holders holding more than 1% of total number of shares																			
(3) W.r.t. the information pertaining to Depository Receipts, the same may be disclosed in the respective columns to the extent information available																			



Table V - Details of Significant Beneficial Ownership as specified by the listed entity under Form No. BEN-2 as submitted to the Registrar (June 30, 2020)									
S. No.	Name	PAN	Passport No. in case of foreign national	Nationality	Details of holding/ exercise of right of the SBO in the reporting company, whether direct or indirect*				Date of creation/acquisition of significant beneficial interest
					Shares	Voting Rights	Rights on distributable dividend or any other distribution	Exercise of control	
1									
2	Not Applicable								
3									
Note: If PAN is not applicable, kindly put dummy PAN ("ZZZZZ9999Z") and provide reason for the same in remark column.									
* In case the nature of the holding/ exercise of the right of a SBO falls under multiple categories specified under (a) to (e) under Column III, multiple rows for the same SBO shall be inserted accordingly for each of the categories.									
#This column shall have the details as specified by the listed entity under Form No. BEN-2 as submitted to the Registrar.									

For GHCL Limited

Bhuvneshwar Mishra
Sr. General Manager & Company Secretary



Pre-scheme of Arrangement shareholding pattern of GHCL TEXTILES LIMITED [Resulting Company]**Shareholding Pattern under Regulation 31 of SEBI (Listing Obligations and Disclosure Requirements) Regulations, 2015**1. Name of Listed Entity: **Not Applicable**2. Scrip Code/Name of Scrip/ Class of Security: **Not Applicable**3. Share Holding Pattern Filed under: Reg. ~~31(1)(a)/Reg. 31(1)(b)/Reg. 31(1)(c)~~**As required under Regulation 37 (As on June 30, 2020)**

a. If under 31(1)(b) then indicate the report for Quarter ending


Not Applicable

b. If under 31(1)(c) then indicate date of allotment/extinguishment

Not Applicable4. **Declaration:** The Listed entity is required to submit the following declaration to the extent of submission of information

	Particulars	Yes*	No*
1	Whether the Listed Entity has issued any partly paid up shares?		No
2	Whether the Listed Entity has issued any Convertible Securities or Warrants?		No
3	Whether the Listed Entity has any shares against which depository receipts are issued?		No
4	Whether the Listed Entity has any shares in locked-in?		No
5	Whether any shares held by promoters are pledge or otherwise encumbered?		No

* If the Listed Entity selects the option 'No' for the questions above, the columns for the partly paid up shares, Outstanding Convertible Securities/Warrants, depository receipts, locked-in shares, No of shares pledged or otherwise encumbered by promoters, as applicable, shall not be displayed at the time of dissemination on the Stock Exchange website. Also wherever there is 'No' declared by Listed Entity in above table the values will be considered as 'Zero' by default on submission of the format of holding of specified securities.



GHCL TEXTILES LIMITED [Resulting Company]

Table I - Summary Statement holding of specified securities

Category (I)	Category of shareholder (II)	Nos. of sharehold ers (III)	No. of fully paid up equity shares held (IV)	No. of Partly paid-up equity shares held (V)	No. of shares underlyin g Depositor y Receipts (VI)	Total nos. shares held (VII)= (IV)+(V)+(VI)	Shareholding as a % of total no. of shares (calculated as per SCRR, 1957) (VIII) As a % of (A+B+C2)	Number of Voting Rights held in each class of securities (IX)			No. of Shares Underlying Outstanding convertible securities (including Warrants) (X)	Shareholding, as a % assuming full conversion of convertible securities (as a percentage of diluted share capital) (XI)=(VII)+(X) As a % of (A+B+C2)	Number of Locked in shares (XII)		Number of Shares pledged or otherwise encumbered (XIII)		Number of equity shares held in dematerialized form (XIV)
								No of Voting Rights		Total as a % of (A+B+C)			No. (a)	As a % of total Shares held (b)	No. (a)	As a % of total Shares held (b)	
								Class (Equity Shares)	Class eg: y								
(A)	Promoter & Promoter Group*	7	50000	0	0	50000	100.00	50000	NA	50000	100.00	0	0	0	0	0	0
(B)	Public	0	0	0	0	0	0.00	0	NA	0	0.00	0	0	0	0	NA	0
(C)	Non Promoter- Non Public	0	0	0	0	0	0	0	NA	0	0	0	0	0	0	NA	0
(C1)	Shares underlying DRs	0	0	0	0	0	NA	0	NA	0	0	0	0	0	0	NA	0
(C2)	Shares held by Employee Trusts	0	0	0	0	0	0	0	NA	0	0	0	0	0	0	NA	0
	Total	7	50000	0	0	50000	100	50000	NA	50000	100	0	0	0	0	0	0

*These shares are held by the Individuals on behalf of GHCL Limited in compliance of Section 3 and 89 of the Companies Act, 2013.



GHCL TEXTILES LIMITED [Resulting Company]
Table II - Statement showing shareholding pattern of the Promoter and Promoter Group

	Category & name of shareholder (I)	PAN (II)	No. of shareholder (III)	No. of fully paid up equity shares held (IV)	Partly paid up equity shares held (V)	Nos. of shares underlying Depository Receipts (VI)	Total nos. shares held (VII = IV+V+VI)	Shareholding % calculated as per SCRR, 1957 As a % of (A+B+C2) (VIII)	Number of Voting Rights held in each class of securities (IX)			No. of Shares Underlying Outstanding convertible securities (including Warrants) (X)	Shareholding, as a % assuming full conversion of convertible securities (as a percentage of diluted share capital) (XI)= (VII)+(X) as a % of A+B+C2	Number of Locked in shares (XII)		Number of Shares pledged or otherwise encumbered (XIII)		Number of equity shares held in dematerialized form (XIV)	
									No of Voting Rights					Total as a % of Total Voting Rights	No. (a)	As a % of total Shares held (b)	No. (a)		As a % of total Shares held (b)
									Class (Equity Shares)	Class Y	Total								
(1)	Indian																		
(a)	Individuals/Hindu undivided Family (3)		6	6	0	0	6	0.0120	6	NA	6	0.0120	0	0.0120	0	0	0	0	0
	Neelabh Dalmia	AFBPD8202R		1	0	0	1	0.0020	1	NA	1	0.0020	0	0.0020	0	0	0	0	0
	Ravi Shanker Jalan	ABBPJ6847Q		1	0	0	1	0.0020	1	NA	1	0.0020	0	0.0020	0	0	0	0	0
	Raman Chopra	AADPC9604M		1	0	0	1	0.0020	1	NA	1	0.0020	0	0.0020	0	0	0	0	0
	Bhawneshwar Mishra	AIWPM9469M		1	0	0	1	0.0020	1	NA	1	0.0020	0	0.0020	0	0	0	0	0
	Sunil Gupta	AIFPG0661G		1	0	0	1	0.0020	1	NA	1	0.0020	0	0.0020	0	0	0	0	0
	Abhishek Chaturvedi	AJFPC5481P		1	0	0	1	0.0020	1	NA	1	0.0020	0	0.0020	0	0	0	0	0
(b)	Central Government/ State Government(s)		0	0	0	0	0	0	0	NA	0	0.0000	0	0	0	0	0	0	0
	Name (xyz...)																		
(c)	Financial Institutions/ Banks		0	0	0	0	0	0	0	NA	0	0.0000	0	0	0	0	0	0	0
	Name (xyz...)																		
(d)	Any Other (specify)																		
	Bodies Corporate		1	49994	0	0	49994	99.9880	49994	NA	49994	99.9880	0	99.9880	0	0	0	0	0
	GHCL Limited	AAACG5609C		49994	0	0	49994	99.9880	49994	NA	49994	99.9880	0	99.9880	0	0	0	0	0
	Sub-Total (A)(1)		7	50000	0	0	50000	100.0000	50000	NA	50000	100.0000	0	100.0000	0	0	0	0	0
(2)	Foreign																		
(a)	Individuals (Non-Resident Individuals/ Foreign Individuals)		0	0	0	0	0	0	0	NA	0	0.0000	0	0	0	0	0	0	0
	Name (xyz...)																		
(b)	Government		0	0	0	0	0	0	0	NA	0	0.0000	0	0	0	0	0	0	0
	Name (xyz...)																		
(c)	Institutions		0	0	0	0	0	0	0	NA	0	0.0000	0	0	0	0	0	0	0
	Name (xyz...)																		
(d)	Foreign Portfolio Investor		0	0	0	0	0	0	0	NA	0	0.0000	0	0	0	0	0	0	0
	Name (xyz...)																		
(f)	Any Other (specify)		0	0	0	0	0	0	0	NA	0	0.0000	0	0	0	0	0	0	0
	Name (xyz...)																		
	Sub-Total (A)(2)		0	0	0	0	0	0	0	NA	0	0.0000	0	0	0	0	0	0	0
	Total Shareholding of Promoter and Promoter Group (A)= (A)(1)+(A)(2)		7	50000	0	0	50000	100.0000	50000	NA	50000	100.0000	0	100.0000	0	0	0	0	0

Details of Shares which remain unclaimed may be given hear along with details such as number of shareholders, outstanding shares held in demat/unclaimed suspense account, voting rights which are frozen etc.

Note:

(1) PAN would not be displayed on website of Stock Exchange(s).

(2) The term "Encumbrance" has the same meaning as assigned under regulation 28(3) of SEBI (Substantial Acquisition of Shares and Takeovers) Regulations, 2011.

(3) These shares are held by the Individuals on behalf of GHCL Limited in compliance of Section 3 and 89 of the Companies Act, 2013.



GHCL TEXTILES LIMITED [Resulting Company]

Table IV - Statement showing shareholding pattern of the Non Promoter- Non Public shareholder

	Category & Name of the Shareholders (I)	PAN (II)	No. of shareholder (III)	No. of fully paid up equity shares held (IV)	Partly paid-up equity shares held (V)	Nos. of shares underlying Depository Receipts (VI)	Total no. shares held (VII)=(IV+V+VI)	Shareholding % calculated as per SCRR, 1957 As a % of (A+B+C2) (VIII)	Number of Voting Rights held in each class of securities (IX)			No. of Shares Underlying Outstanding convertible securities (including Warrants) (X)	Total Shareholding, as a % assuming full conversion of convertible securities (as a percentage of diluted share capital) (XI)	Number of Locked in shares (XII)		Number of Shares pledged or otherwise encumbered (XIII)		Number of equity shares held in dematerialized form (XIV) (Not Applicable)	
									No of Voting Rights		Total as a % of Total Voting Rights			No.	As a % of total Shares held	No. (Not applicable)	As a % of total Shares held (Not applicable)		
									Class (Equity Shares)	Class Y									Total
(1)	Custodian/DR Holder		0	0	0	0	0	0	0	NA	0	0	0	0	0	NA	0		
(a)	Name of DR Holder (if available)																		
(i)	abc....																		
(ii)	efg....																		
(2)	Employee Benefit Trust (under SEBI (Share based Employee Benefit) Regulations, 2014)		0	0	0	0	0	0	0	NA	0	0	0	0	0	0	NA	0	
(a)	Name (abc....																		
	Total Non-Promoter- Non Public Shareholding (C)= (C)(1)+(C)(2)		0	0	0	0	0	0	0	NA	0	0	0	0	0	0	NA	0	
Note																			
(1) PAN would not be displayed on website of Stock Exchange(s).																			
(2) The above format needs to disclose name of all holders holding more than 1% of total number of shares																			
(3) W.r.t. the information pertaining to Depository Receipts, the same may be disclosed in the respective columns to the extent information available.																			



GHCL Limited			
Post Shareholding Pattern under Regulation 31 of SEBI (Listing Obligations and Disclosure Requirements) Regulations, 2015			
1	Name of Listed Entity: <u>GHCL Limited</u>		
2	Scrip Code/Name of Scrip/Class of Security: <u>500171/GHCL /Equity</u>		
3	Share Holding Pattern Filed under: <u>Reg.31(1)(a) / Reg. 31(1)(b) / Reg.31(1)(c)</u>		
	a.	If under 31(1)(b) then indicate the report for Quarter ending: <u>June 30, 2020</u>	
	b.	If under 31(1)(c) then indicate date of allotment/extinguishment:	
4	Declaration: The Listed entity is required to submit the following declaration to the extent of submission of information:-		
		Particulars	Yes*
	1	Whether the Listed Entity has issued any partly paid up shares?	No
	2	Whether the Listed Entity has issued any Convertible Securities or Warrants?	No
	3	Whether the Listed Entity has any shares against which depository receipts are issued?	No
	4	Whether the Listed Entity has any shares in locked-in?	No
	5	Whether any shares held by promoters are pledge or otherwise encumbered?	Yes
	6	Whether the Listed Entity has issued any differential Voting Rights?	No
	7	Whether the Listed Entity has issued any Warrants ?	No
	8	Whether the listed entity has any significant beneficial owner?	No
<p>* If the Listed Entity selects the option 'No' for the questions above, the columns for the partly paid up shares, Outstanding Convertible Securities/Warrants, depository receipts, locked-in shares, No of shares pledged or otherwise encumbered by promoters, as applicable, shall not be displayed at the time of dissemination on the Stock Exchange website. Also wherever there is 'No' declared by Listed Entity in above table the values will be considered as 'Zero' by default on submission of the format of holding of specified securities.</p>			
5	The tabular format for disclosure of holding of specified securities is as follows:		



GHCL Limited																		
Table I - Summary Statement holding of specified securities (June 30, 2020)																		
Category	Category of shareholder	Number of shareholders	No. of fully paid up equity shares held	No. of Partly paid-up equity shares held	No. of shares underlying Depository Receipts	Total nos. shares held	Shareholding as a % of total no. of shares (calculated as per SCRR, 1957)	Number of Voting Rights held in each class of securities				No. of Shares Underlying Outstanding convertible securities (including Warrants)	Shareholding, as a % assuming full conversion of convertible securities (as a percentage of diluted share capital)	Number of Locked in shares		Number of Shares pledged or otherwise encumbered		Number of equity shares held in dematerialised form
								No of Voting Rights			Total as a % of (A+B+C)			No. (a)	As a % of total Shares held(b)	No. (a)	As a % of total Shares held(b)	
								Class eg: X	Class eg: y	Total								
(I)	(II)	(III)	(IV)	(V)	(VI)	(VII) = (IV)+(V)+(VI)	(VIII)As a % of (A+B+C2)	(IX)				(X)	(XI)= (VII)+(X) As a % of (A+B+C2)	(XII)		(XIII)		(XIV)
(A)	Promoter & Promoter Group	37	18302810	0	0	18302810	19.2634	18302810	0	18302810	19.2634	0	19.2634	0	0.0000	200244	0.2108	18302810
(B)	Public	65044	76710476	0	0	76710476	80.7366	76710476	0	76710476	80.7366	0	80.7366	0	0.0000	N.A	0.0000	74335262
(C)	Non Promoter - Non Public	0	0	0	0	0	0.0000	0	0	0	0.0000	0	0.0000	0	0.0000	0	0.0000	0
(C1)	Shares Underlying DRs	0	0	0	0	0	0.0000	0	0	0	0.0000	0	0.0000	0	0.0000	0	0.0000	0
(C2)	Shares Held By Employee Trust	0	0	0	0	0	0.0000	0	0	0	0.0000	0	0.0000	0	0.0000	0	0.0000	0
	Total	65081	95013286	0	0	95013286	100	95013286	0	95013286	100	0	100	0	0.0000	200244	0.2108	92638072

Above listed details are based on the 30th June 2020, which is subject to change with appointed date which is the date of filing the NCLT order with RoC



GHCL Limited																			
Table II - Statement showing shareholding pattern of the Promoter and Promoter Group (June 30, 2020)																			
Category	Category & Name of shareholders	Shareholder Type	Nos. of shareholders	No. of fully paid up equity shares held	No. of Partly paid up equity shares held	No. of shares underlying Depository Receipts	Total nos. shares held	Shareholding as a % of total no. of shares (calculated as per SCRR, 1957)	Number of Voting Rights held in each class of securities			No. of Shares Underlying Outstanding convertible securities (including Warrants)	Shareholding as a % assuming full conversion of convertible securities (as a percentage of diluted share capital)	Number of Locked in shares		Number of Shares pledged or otherwise encumbered		Number of equity shares held in dematerialised form	
									No of Voting Rights		Total as a % of (A+B+C)			No. (a)	As a % of total Shares held(b)	No. (a)	As a % of total Shares held(b)		
									Class Equity (One share one vote)	Class eg: y									
	(I)		(III)	(IV)	(V)	(VI)	(VII) = (IV)+(V)+ (VI)	(VIII) As a % of (A+B+C2)	(IX)			(X)	(XI)= (VII)+(X) As a % of (A+B+C2)	(XII)		(XIII)		(XIV)	
I	Indian																		
(a)	Individuals / Hindu Undivided Family		3	742274	0	0	742274	0.7812	742274	0	742274	0.7812	0	0.7812	0	0.0000	0	0.0000	742274
	Anurag Dalmia (HUF)	Promoter	1	572774	0	0	572774	0.6028	572774	0	572774	0.6028	0	0.6028	0	0.0000	0	0.0000	572774
	Anurag Dalmia	Promoter	1	100000	0	0	100000	0.1052	100000	0	100000	0.1052	0	0.1052	0	0.0000	0	0.0000	100000
	Neelabh Dalmia	Promoter	1	69500	0	0	69500	0.0731	69500	0	69500	0.0731	0	0.0731	0	0.0000	0	0.0000	69500
(b)	Central Government / State Government(s)		0	0	0	0	0	0.0000	0	0	0	0.0000	0	0.0000	0	0.0000	0	0.0000	0
(c)	Financial Institutions / Banks		0	0	0	0	0	0.0000	0	0	0	0.0000	0	0.0000	0	0.0000	0	0.0000	0
(d)	Any Other (Specify)							0.0000				0.0000						0.0000	
	Bodies Corporate		31	11887636	0	0	11887636	12.5116	11887636	0	11887636	12.5116	0	12.5116	0	0.0000	0	0.0000	11887636
	Gems Commercial Company Limited	Promoter	1	2940207	0	0	2940207	3.0945	2940207	0	2940207	3.0945	0	3.0945	0	0.0000	0	0.0000	2940207
	Oval Investment Pvt Ltd	Promoter	1	2588848	0	0	2588848	2.7247	2588848	0	2588848	2.7247	0	2.7247	0	0.0000	0	0.0000	2588848
	Lhonak International Private Limited	Promoter	1	1365599	0	0	1365599	1.4373	1365599	0	1365599	1.4373	0	1.4373	0	0.0000	0	0.0000	1365599
	Hindustan Commercial Company Limited	Promoter	1	2944737	0	0	2944737	3.0993	2944737	0	2944737	3.0993	0	3.0993	0	0.0000	0	0.0000	2944737
	Carissa Investment Pvt Ltd	Promoter	1	481752	0	0	481752	0.5070	481752	0	481752	0.5070	0	0.5070	0	0.0000	0	0.0000	481752
	Golden Tobacco Limited	Promoter	1	16578	0	0	16578	0.0174	16578	0	16578	0.0174	0	0.0174	0	0.0000	0	0.0000	16578
	Harvatex Engineering And Processing Company Limited	Promoter	1	415723	0	0	415723	0.4375	415723	0	415723	0.4375	0	0.4375	0	0.0000	0	0.0000	415723
	Anurag Trading Leasing And Investment Company Pvt Ltd	Promoter	1	287200	0	0	287200	0.3023	287200	0	287200	0.3023	0	0.3023	0	0.0000	0	0.0000	287200
	WGF Financial Services Ltd	Promoter	1	378807	0	0	378807	0.3987	378807	0	378807	0.3987	0	0.3987	0	0.0000	0	0.0000	378807
	Dalmia Finance Ltd	Promoter	1	200244	0	0	200244	0.2108	200244	0	200244	0.2108	0	0.2108	0	0.0000	200244	100.0000	200244
	Archana Trading And Investment Company Pvt. Ltd.	Promoter	1	132848	0	0	132848	0.1398	132848	0	132848	0.1398	0	0.1398	0	0.0000	0	0.0000	132848
	Bharatpur Investment Limited	Promoter	1	38842	0	0	38842	0.0409	38842	0	38842	0.0409	0	0.0409	0	0.0000	0	0.0000	38842
	Sanjay Trading Investment Company Private Limited	Promoter	1	29100	0	0	29100	0.0306	29100	0	29100	0.0306	0	0.0306	0	0.0000	0	0.0000	29100
	General Exports And Credits Limited	Promoter	1	17000	0	0	17000	0.0179	17000	0	17000	0.0179	0	0.0179	0	0.0000	0	0.0000	17000
	Pashupatinath Commercial Pvt. Ltd.	Promoter	1	15000	0	0	15000	0.0158	15000	0	15000	0.0158	0	0.0158	0	0.0000	0	0.0000	15000
	Sovereign Commercial Pvt.Ltd.	Promoter	1	6000	0	0	6000	0.0063	6000	0	6000	0.0063	0	0.0063	0	0.0000	0	0.0000	6000
	Dalmia Housing Finance Ltd	Promoter	1	5707	0	0	5707	0.0060	5707	0	5707	0.0060	0	0.0060	0	0.0000	0	0.0000	5707
	Trishul Commercial Pvt. Ltd.	Promoter	1	5100	0	0	5100	0.0054	5100	0	5100	0.0054	0	0.0054	0	0.0000	0	0.0000	5100
	Swastik Commercial Pvt.Ltd.	Promoter	1	3700	0	0	3700	0.0039	3700	0	3700	0.0039	0	0.0039	0	0.0000	0	0.0000	3700
	Alankar Commercial Private Limited	Promoter	1	2600	0	0	2600	0.0027	2600	0	2600	0.0027	0	0.0027	0	0.0000	0	0.0000	2600
	Ricklunsford Trade And Industrial Investment Ltd	Promoter	1	1960	0	0	1960	0.0021	1960	0	1960	0.0021	0	0.0021	0	0.0000	0	0.0000	1960
	Chirawa Investment Limited	Promoter	1	1860	0	0	1860	0.0020	1860	0	1860	0.0020	0	0.0020	0	0.0000	0	0.0000	1860
	Lakshmi Vishnu Investment Limited	Promoter	1	1860	0	0	1860	0.0020	1860	0	1860	0.0020	0	0.0020	0	0.0000	0	0.0000	1860
	Mourya Finance Limited	Promoter	1	1860	0	0	1860	0.0020	1860	0	1860	0.0020	0	0.0020	0	0.0000	0	0.0000	1860
	Sikar Investment Company Limited	Promoter	1	1800	0	0	1800	0.0019	1800	0	1800	0.0019	0	0.0019	0	0.0000	0	0.0000	1800
	Antarctica Investment Pvt Ltd	Promoter	1	768	0	0	768	0.0008	768	0	768	0.0008	0	0.0008	0	0.0000	0	0.0000	768
	Comosum Investment Pvt Ltd	Promoter	1	701	0	0	701	0.0007	701	0	701	0.0007	0	0.0007	0	0.0000	0	0.0000	701
	Lovely Investment Pvt Ltd	Promoter	1	645	0	0	645	0.0007	645	0	645	0.0007	0	0.0007	0	0.0000	0	0.0000	645
	Altar Investment Pvt Ltd	Promoter	1	318	0	0	318	0.0003	318	0	318	0.0003	0	0.0003	0	0.0000	0	0.0000	318
	Ilae Investment Private Limited	Promoter	1	217	0	0	217	0.0002	217	0	217	0.0002	0	0.0002	0	0.0000	0	0.0000	217
	Dear Investment Pvt Ltd	Promoter	1	55	0	0	55	0.0001	55	0	55	0.0001	0	0.0001	0	0.0000	0	0.0000	55
	Trust		1	165000	0	0	165000	0.1737	165000	0	165000	0.1737	0	0.1737	0	0.0000	0	0.0000	165000

	Ram Krishna Dalmia Foundation	Promoter Group	1	165000	0	0	165000	0.1737	165000	0	165000	0.1737	0	0.1737	0	0.0000	0	0.0000	165000
	Sub Total (A)(1)		35	12794910	0	0	12794910	13.4664	12794910	0	12794910	13.4664	0	13.4664	0	0.0000	0	0.0000	12794910
2	Foreign							0.0000				0.0000						0.0000	
(a)	Individuals (Non-Resident Individuals / Foreign Individuals)		0	0	0	0	0	0.0000	0	0	0	0.0000	0	0.0000	0	0.0000	0	0.0000	0
(b)	Government		0	0	0	0	0	0.0000	0	0	0	0.0000	0	0.0000	0	0.0000	0	0.0000	0
(c)	Institutions		0	0	0	0	0	0.0000	0	0	0	0.0000	0	0.0000	0	0.0000	0	0.0000	0
(d)	Foreign Portfolio Investor		0	0	0	0	0	0.0000	0	0	0	0.0000	0	0.0000	0	0.0000	0	0.0000	0
(e)	Any Other (Specify)							0.0000				0.0000						0.0000	
	Bodies Corporate		2	5507900	0	0	5507900	5.7970	5507900	0	5507900	5.7970	0	5.7970	0	0.0000	0	0.0000	5507900
	Banjax Limited		1	2789700	0	0	2789700	2.9361	2789700	0	2789700	2.9361	0	2.9361	0	0.0000	0	0.0000	2789700
	Hexabond Limited		1	2718200	0	0	2718200	2.8609	2718200	0	2718200	2.8609	0	2.8609	0	0.0000	0	0.0000	2718200
	Sub Total (A)(2)		2	5507900	0	0	5507900	5.7970	5507900	0	5507900	5.7970	0	5.7970	0	0.0000	0	0.0000	5507900
	Total Shareholding Of Promoter And Promoter Group (A)= (A)(1)+(A)(2)		37	18302810	0	0	18302810	19.2634	18302810	0	18302810	19.2634	0	19.2634	0	0.0000	200244	0.2108	18302810
Details of Shares which remain unclaimed may be given here along with details such as number of shareholders, outstanding shares held in demat/unclaimed suspense account, voting rights which are frozen etc.																			
(1) PAN would not be displayed on website of Stock Exchange(s)																			
(2) The term 'Encumbrance' has the same meaning as assigned under regulation 28(3) of SEBI (Substantial Acquisition of Shares and Takeovers) Regulations, 2011.																			
(3) Above listed details are based on the 30th June 2020, which is subject to change with appointed date which is the date of filing the NCLT order with RoC.																			



GHCL Limited
Table III - Statement showing shareholding pattern of the Public shareholder (June 30, 2020)

Category	Category & Name of shareholders	PAN	Nos. of shareholders	No. of fully paid up equity shares held	No. of Partly paid-up equity shares held	No. of shares underlying Depository Receipts	Total nos. shares held	Shareholding as a % of total no. of shares (calculated as per SCRR, 1957)	Number of Voting Rights held in each class of securities			No. of Shares Underlying Outstanding convertible securities (including Warrants)	Shareholding, as a % assuming full conversion of convertible securities (as a percentage of diluted share capital)	Number of Locked in shares		Number of Shares pledged or otherwise encumbered		Number of equity shares held in dematerialised form
									No of Voting Rights			Total as a % of (A+B+C)		No. (a)	As a % of total Shares held(b)	No. (a)	As a % of total Shares held(b)	
	(I)	(II)	(III)	(IV)	(V)	(VI)	(VII) = (IV)+(V)+(VI)	(VIII) As a % of (A+B+C2)	(IX)			(X)	(XI) = (VII)+(X) As a % of (A+B+C2)	(XII)		(XIII)		(XIV)
1	Institutions																	
(a)	Mutual Fund		10	15923605	0	0	15923605	16.7593	15923605	0	15923605	16.7593	0	0	0.0000	N/A	N/A	15919505
	Dsp Small Cap Fund	AAAJD0430B	1	8632076	0	0	8632076	9.0851	8632076	0	8632076	9.0851	0	0	0.0000	N/A	N/A	8632076
	Franklin India Smaller Companies Fund	AAATT4931H	1	3836227	0	0	3836227	4.0376	3836227	0	3836227	4.0376	0	0	0.0000	N/A	N/A	3836227
	Uti - Hybrid Equity Fund	AAATU1088L	1	3002097	0	0	3002097	3.1597	3002097	0	3002097	3.1597	0	0	0.0000	N/A	N/A	3002097
(b)	Venture Capital Funds		0	0	0	0	0	0.0000	0	0	0	0.0000	0	0	0.0000	N/A	N/A	0
(c)	Alternate Investment Funds		0	0	0	0	0	0.0000	0	0	0	0.0000	0	0	0.0000	N/A	N/A	0
(d)	Foreign Venture Capital Investors		0	0	0	0	0	0.0000	0	0	0	0.0000	0	0	0.0000	N/A	N/A	0
(e)	Foreign Portfolio Investor - Corporate (including Foreign Institutional Investors)		55	13728128	0	0	13728128	14.4486	13728128	0	13728128	14.4486	0	0	0.0000	N/A	N/A	13727628
	Ares Diversified	AAHCA2144B	1	4932182	0	0	4932182	5.1910	4932182	0	4932182	5.1910	0	0	0.0000	N/A	N/A	4932182
	Hypnos Fund Limited	AACCH6785N	1	2100000	0	0	2100000	2.2102	2100000	0	2100000	2.2102	0	0	0.0000	N/A	N/A	2100000
	Eos Multi Strategy Fund Ltd	AADCE0686N	1	2946484	0	0	2946484	3.1011	2946484	0	2946484	3.1011	0	0	0.0000	N/A	N/A	2946484
(f)	Financial Institutions / Banks		13	434309	0	0	434309	0.4571	434309	0	434309	0.4571	0	0	0.0000	N/A	N/A	423105
(g)	Insurance Companies		2	3366423	0	0	3366423	3.5431	3366423	0	3366423	3.5431	0	0	0.0000	N/A	N/A	3366423
	Life Insurance Corporation Of India	AAACL0582H	1	3138105	0	0	3138105	3.3028	3138105	0	3138105	3.3028	0	0	0.0000	N/A	N/A	3138105
(h)	Provident Funds/ Pension Funds		0	0	0	0	0	0.0000	0	0	0	0.0000	0	0	0.0000	N/A	N/A	0
(i)	Any Other (Specify)		0	0	0	0	0	0.0000	0	0	0	0.0000	0	0	0.0000	N/A	N/A	0
	Sub Total (B)(1)		80	33452465	0	0	33452465	35.2082	33452465	0	33452465	35.2082	0	0	0.0000	N/A	N/A	33436661
2	Central Government/ State Government(s)		0	19	0	0	19	0.0000	19	0	19	0.0000	0	0	0.0000	N/A	N/A	19
	Sub Total (B)(2)		0	19	0	0	19	0.0000	19	0	19	0.0000	0	0	0.0000	N/A	N/A	19
3	Non-Institutions							0.0000				0.0000						
(a)	Individuals							0.0000				0.0000						
	i. Individual shareholders holding nominal share capital up to Rs. 2 lakhs.		60540	17032481	0	0	17032481	17.9264	17032481	0	17032481	17.9264	0	0	0.0000	N/A	N/A	15478004
	ii. Individual shareholders holding nominal share capital in excess of Rs. 2 lakhs.		84	5399623	0	0	5399623	5.6830	5399623	0	5399623	5.6830	0	0	0.0000	N/A	N/A	5399623
	Shantaben Karsanbhai Patel	QGGPP2908J	1	1017000	0	0	1017000	1.0704	1017000	0	1017000	1.0704	0	0	0.0000	N/A	N/A	1017000
(b)	NBFCs registered with RBI		3	104365	0	0	104365	0.1098	104365	0	104365	0.1098	0	0	0.0000	N/A	N/A	104365
(c)	Employee Trusts		0	0	0	0	0	0.0000	0	0	0	0.0000	0	0	0.0000	N/A	N/A	0
(d)	Overseas Depositories(holding DRs) (balancing figure)		0	0	0	0	0	0.0000	0	0	0	0.0000	0	0	0.0000	N/A	N/A	0
(e)	Any Other (Specify)		4336	20721523	0	0	20721523	21.8091	20721523	0	20721523	21.8091	0	0	0.0000	N/A	N/A	19916590
	IEPF		1	884302	0	0	884302	0.9307	884302	0	884302	0.9307	0	0	0.0000	N/A	N/A	884302
	Trusts		1	466273	0	0	466273	0.4907	466273	0	466273	0.4907	0	0	0.0000	N/A	N/A	466273
	Hindu Undivided Family		109	1038765	0	0	1038765	1.0933	1038765	0	1038765	1.0933	0	0	0.0000	N/A	N/A	1038765
	Foreign Companies		1	500	0	0	500	0.0005	500	0	500	0.0005	0	0	0.0000	N/A	N/A	0



Non Resident Indians (Non Repat)		385	235104	0	0	235104	0.2474	235104	0	235104	0.2474	0	0.2474	0	0.0000	N/A	N/A	231255
Non Resident Indians (Repat)		1718	1829158	0	0	1829158	1.9252	1829158	0	1829158	1.9252	0	1.9252	0	0.0000	N/A	N/A	1106844
Other Directors & Relatives		5	425100	0	0	425100	0.4474	425100	0	425100	0.4474	0	0.4474	0	0.0000	N/A	N/A	425000
Clearing Member		124	245319	0	0	245319	0.2582	245319	0	245319	0.2582	0	0.2582	0	0.0000	N/A	N/A	245319
Bodies Corporate		692	15597002	0	0	15597002	16.4156	15597002	0	15597002	16.4156	0	16.4156	0	0.0000	N/A	N/A	15518832
J P Financial Services Limited	AAACJ7794B	1	1996938	0	0	1996938	2.1017	1996938	0	1996938	2.1017	0	2.1017	0	0.0000	N/A	N/A	1996938
Noble Communications Pvt Ltd	AAACN9800C	1	1993751	0	0	1993751	2.0984	1993751	0	1993751	2.0984	0	2.0984	0	0.0000	N/A	N/A	1993751
Varanasi Commercial Ltd.	AAACV8692G	1	1475000	0	0	1475000	1.5524	1475000	0	1475000	1.5524	0	1.5524	0	0.0000	N/A	N/A	1475000
Aarkay Investments Pvt. Ltd	AACCA2455N	1	2000000	0	0	2000000	2.1050	2000000	0	2000000	2.1050	0	2.1050	0	0.0000	N/A	N/A	2000000
Sub Total (B)(3)		64963	43257992	0	0	43257992	45.5284	43257992	0	43257992	45.5284	0	45.5284	0	0.0000	N/A	N/A	40898582
Total Public Shareholding (B)= (B)(1)+(B)(2)+(B)(3)		65044	76710476	0	0	76710476	80.7366	76710476	0	76710476	80.7366	0	80.7366	0	0.0000	N/A	N/A	74335262

Details of the shareholders acting as persons in Concert including their Shareholding (No. and %):

Details of Shares which remain unclaimed may be given hear along with details such as number of shareholders, outstanding shares held in demat/unclaimed suspense account, voting rights which are frozen etc.

Note:

(1) PAN would not be displayed on website of Stock Exchange(s).

(2) The above format needs to be disclosed along with the name of following persons:

Institutions/Non Institutions holding more than 1% of total number of shares

(3) W.r.t. the information pertaining to Depository Receipts, the same may be disclosed in the respective columns to the extent information available and the balance to be disclosed as held by custodian.

(4) Above listed details are based on the 30th June 2020, which is subject to change with appointed date which is the date of filing the NCLT order with RoC



GHCL Limited
Table IV - Statement showing shareholding pattern of the Non Promoter- Non Public shareholder (June 30, 2020)

Category	Category & Name of shareholders	PAN	Nos. of shareholders	No. of fully paid up equity shares held	No. of Partly paid-up equity shares held	No. of shares underlying Depository Receipts	Total nos. shares held	Shareholding as a % of total no. of shares (calculated as per SCRR, 1957)	Number of Voting Rights held in each class of securities				No. of Shares Underlying Outstanding convertible securities (including Warrants)	Shareholding , as a % assuming full conversion of convertible securities (as a percentage of diluted share capital)	Number of Locked in shares		Number of Shares pledged or otherwise encumbered		Number of equity shares held in dematerialised form
									No of Voting Rights			Total as a % of (A+B+C)			No. (a)	As a % of total Shares held(b)	No. (a)	As a % of total Shares held(b)	
									Class eg: X	Class eg: y	Total								
	(I)	(II)	(III)	(IV)	(V)	(VI)	(VII) = (IV)+(V)+(VI)	(VIII) As a % of (A+B+C2)	(IX)				(X)	(XI) = (VII)+(X) As a % of (A+B+C2)	(XII)		(XIII)		(XIV)
	1 Custodian/DR Holder		0	0	0	0	0	0.0000	0	0	0	0.0000	0	0.0000	0	0.0000	0	0.0000	0
	2 Employee Benefit Trust (under SEBI (Share based Employee Benefit Regulations, 2014)		0	0	0	0	0	0.0000	0	0	0	0.0000	0	0.0000	0	0.0000	0	0.0000	0
	Total Non-Promoter- Non Public Shareholding (C)= (C)(1)+(C)(2)		0	0	0	0	0	0.0000	0	0	0	0.0000	0	0.0000	0	0.0000	0	0.0000	0

Note:

(1) PAN would not be displayed on website of Stock Exchange(s).

(2) The above format needs to disclose name of all holders holding more than 1% of total number of shares

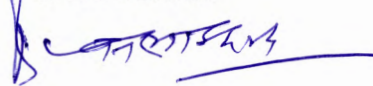
(3) Above listed details are based on the 30th June 2020, which is subject to change with appointed date which is the date of filing the NCLT order with RoC.

(4) W.r.t. the information pertaining to Depository Receipts, the same may be disclosed in the respective columns to the extent information available



Table V - Details of Significant Beneficial Ownership as specified by the listed entity under Form No. BEN-2 as submitted to the Registrar (June 30, 2020)										
S. No.	Name	PAN	Passport No. in case of foreign national	Nationality	Details of holding/ exercise of right of the SBO in the reporting company, whether direct or indirect*					Date of creation/acquisition of significant beneficial interest
					Shares	Voting Rights	Rights on distributable dividend or any other distribution	Exercise of control	Exercise of significant influence	
1										
2	Not Applicable									
3										
Note: If PAN is not applicable, kindly put dummy PAN ("ZZZZZ9999Z") and provide reason for the same in remark column.										
* In case the nature of the holding/ exercise of the right of a SBO falls under multiple categories specified under (a) to (e) under Column III, multiple rows for the same SBO shall be inserted accordingly for each of the categories.										
#This column shall have the details as specified by the listed entity under Form No. BEN-2 as submitted to the Registrar.										
Above listed details are based on the 30th June 2020, which is subject to change with appointed date which is the date of filing the NCLT order with RoC.										

For GHCL Limited



Bhuneshwar Mishra
Sr. General Manager & Company Secretary



Post-scheme of Arrangement shareholding pattern of GHCL TEXTILES LIMITED [Resulting Company]				
Shareholding Pattern under Regulation 31 of SEBI (Listing Obligations and Disclosure Requirements) Regulations, 2015				
1	Name of Listed Entity: <u>Not Applicable</u>			
2	Scrip Code/Name of Scrip/Class of Security: <u>Nit Applicable</u>			
3	Share Holding Pattern Filed under: Reg. 31(1)(a) / Reg. 31(1)(b) / Reg. 31(1)(c) : As required under Regulation 37			
	a.	If under 31(1)(b) then indicate the report for Quarter ending:-		
	b.	If under 31(1)(c) then indicate date of allotment/extinguishment:-		
4	Declaration: The Listed entity is required to submit the following declaration to the extent of submission of information:-			
		Particulars	Yes*	No*
	1	Whether the Listed Entity has issued any partly paid up shares?		No
	2	Whether the Listed Entity has issued any Convertible Securities or Warrants?		No
	3	Whether the Listed Entity has any shares against which depository receipts are issued?		No
	4	Whether the Listed Entity has any shares in locked-in?		No
	5	Whether any shares held by promoters are pledge or otherwise encumbered?	Yes	
	6	Whether the Listed Entity has issued any differential Voting Rights?		No
	7	Whether the Listed Entity has issued any Warrants ?		No
	8	Whether the listed entity has any significant beneficial owner?		No
*: If the Listed Entity selects the option 'No' for the questions above, the columns for the partly paid up shares, Outstanding Convertible Securities/Warrants, depository receipts, locked-in shares, No of shares pledged or otherwise encumbered by promoters, as applicable, shall not be displayed at the time of dissemination on the Stock Exchange website. Also wherever there is 'No' declared by Listed Entity in above table the values will be considered as 'Zero' by default on submission of the format of holding of specified securities.				
5	The tabular format for disclosure of holding of specified securities is as follows:			



GHCL Textiles Limited
Table I - Summary Statement holding of specified securities

Category	Category of shareholder	Number of shareholders	No. of fully paid up equity shares held	No. of Partly paid-up equity shares held	No. of shares underlying Depository Receipts	Total nos. shares held	Shareholding as a % of total no. of shares (calculated as per SCRR, 1957)	Number of Voting Rights held in each class of securities				No. of Shares Underlying Outstanding convertible securities (including Warrants)	Shareholding, as a % assuming full conversion of convertible securities (as a percentage of diluted share capital)	Number of Locked in shares		Number of Shares pledged or otherwise encumbered		Number of equity shares held in dematerialised form
								No of Voting Rights			Total as a % of (A+B+C)			No. (a)	As a % of total Shares held(b)	No. (a)	As a % of total Shares held(b)	
								Class eg: X	Class eg: y	Total								
(I)	(II)	(III)	(IV)	(V)	(VI)	(VII) = (IV)+(V)+(VI)	(VIII) As a % of (A+B+C2)	(IX)				(X)	(XI) = (VII)+(X) As a % of (A+B+C2)	(XII)		(XIII)		(XIV)
(A)	Promoter & Promoter Group	37	18302810	0	0	18302810	19.2634	18302810	0	18302810	19.2634	0	19.2634	0	0.0000	200244	0.2108	18302810
(B)	Public	65044	76710476	0	0	76710476	80.7366	76710476	0	76710476	80.7366	0	80.7366	0	0.0000	N.A.	0.0000	74335262
(C)	Non Promoter - Non Public	0	0	0	0	0	0.0000	0	0	0	0.0000	0	0.0000	0	0.0000	0	0.0000	0
(C1)	Shares Underlying DRs	0	0	0	0	0	0.0000	0	0	0	0.0000	0	0.0000	0	0.0000	0	0.0000	0
(C2)	Shares Held By Employee Trust	0	0	0	0	0	0.0000	0	0	0	0.0000	0	0.0000	0	0.0000	0	0.0000	0
	Total	65081	95013286	0	0	95013286	100	95013286	0	95013286	100	0	100	0	0.0000	200244	0.2108	92638072

Above listed details are based on the 30th June 2020, which is subject to change with appointed date which is the date of filing the NCLT order with RoC.



GHCL Textiles Limited
Table II - Statement showing shareholding pattern of the Promoter and Promoter Group

Category	Category & Name of shareholders	Shareholder Type	Nos. of shareholders	No. of fully paid up equity shares held	No. of Partly paid up equity shares held	No. of shares underlying Depository Receipts	Total nos. shares held	Shareholding as a % of total no. of shares (calculated as per SCRR, 1957)	Number of Voting Rights held in each class of securities				No. of Shares Underlying Outstanding convertible securities (including Warrants)	Shareholding as a % assuming full conversion of convertible securities (as a percentage of diluted share capital)	Number of Locked in shares		Number of Shares pledged or otherwise encumbered		Number of equity shares held in dematerialised form
									No of Voting Rights			Total as a % of (A+B+C)			No. (a)	As a % of total Shares held(b)	No. (a)	As a % of total Shares held(b)	
									Class Equity (One share one vote)	Class eg: y	Total								
	(I)		(III)	(IV)	(V)	(VI)	(VII) = (IV)+(V)+ (VI)	(VIII) As a % of (A+B+C2)	(IX)				(X)	(XI)= (VII)+(X) As a % of (A+B+C2)	(XII)		(XIII)		(XIV)
I	Indian																		
(a)	Individuals / Hindu Undivided Family		3	742274	0	0	742274	0.7812	742274	0	742274	0.7812	0	0.7812	0	0.0000	0	0.0000	742274
	Anurag Dalmia (HUF)	Promoter	1	572774	0	0	572774	0.6028	572774	0	572774	0.6028	0	0.6028	0	0.0000	0	0.0000	572774
	Anurag Dalmia	Promoter	1	100000	0	0	100000	0.1052	100000	0	100000	0.1052	0	0.1052	0	0.0000	0	0.0000	100000
	Neelabh Dalmia	Promoter	1	69500	0	0	69500	0.0731	69500	0	69500	0.0731	0	0.0731	0	0.0000	0	0.0000	69500
(b)	Central Government / State Government(s)		0	0	0	0	0	0.0000	0	0	0	0.0000	0	0.0000	0	0.0000	0	0.0000	0
(c)	Financial Institutions / Banks		0	0	0	0	0	0.0000	0	0	0	0.0000	0	0.0000	0	0.0000	0	0.0000	0
(d)	Any Other (Specify)							0.0000				0.0000						0.0000	0
	Bodies Corporate		31	11887636	0	0	11887636	12.5116	11887636	0	11887636	12.5116	0	12.5116	0	0.0000	0	0.0000	11887636
	Gems Commercial Company Limited	Promoter	1	2940207	0	0	2940207	3.0945	2940207	0	2940207	3.0945	0	3.0945	0	0.0000	0	0.0000	2940207
	Oval Investment Pvt Ltd	Promoter	1	2588848	0	0	2588848	2.7247	2588848	0	2588848	2.7247	0	2.7247	0	0.0000	0	0.0000	2588848
	Lhonak International Private Limited	Promoter	1	1365599	0	0	1365599	1.4373	1365599	0	1365599	1.4373	0	1.4373	0	0.0000	0	0.0000	1365599
	Hindustan Commercial Company Limited	Promoter	1	2944737	0	0	2944737	3.0993	2944737	0	2944737	3.0993	0	3.0993	0	0.0000	0	0.0000	2944737
	Carissa Investment Pvt Ltd	Promoter	1	481752	0	0	481752	0.5070	481752	0	481752	0.5070	0	0.5070	0	0.0000	0	0.0000	481752
	Golden Tobacco Limited	Promoter	1	16578	0	0	16578	0.0174	16578	0	16578	0.0174	0	0.0174	0	0.0000	0	0.0000	16578
	Harvatex Engineering And Processing Company Limited	Promoter	1	415723	0	0	415723	0.4375	415723	0	415723	0.4375	0	0.4375	0	0.0000	0	0.0000	415723
	Anurag Trading Leasing And Investment Company Pvt Ltd	Promoter	1	287200	0	0	287200	0.3023	287200	0	287200	0.3023	0	0.3023	0	0.0000	0	0.0000	287200
	WGF Financial Services Ltd	Promoter	1	378807	0	0	378807	0.3987	378807	0	378807	0.3987	0	0.3987	0	0.0000	0	0.0000	378807
	Dalmia Finance Ltd	Promoter	1	200244	0	0	200244	0.2108	200244	0	200244	0.2108	0	0.2108	0	0.0000	200244	100.0000	200244
	Archana Trading And Investment Company Pvt. Ltd.	Promoter	1	132848	0	0	132848	0.1398	132848	0	132848	0.1398	0	0.1398	0	0.0000	0	0.0000	132848
	Bharatpur Investment Limited	Promoter	1	38842	0	0	38842	0.0409	38842	0	38842	0.0409	0	0.0409	0	0.0000	0	0.0000	38842
	Sanjay Trading Investment Company Private Limited	Promoter	1	29100	0	0	29100	0.0306	29100	0	29100	0.0306	0	0.0306	0	0.0000	0	0.0000	29100
	General Exports And Credits Limited	Promoter	1	17000	0	0	17000	0.0179	17000	0	17000	0.0179	0	0.0179	0	0.0000	0	0.0000	17000
	Pashupatinath Commercial Pvt. Ltd.	Promoter	1	15000	0	0	15000	0.0158	15000	0	15000	0.0158	0	0.0158	0	0.0000	0	0.0000	15000
	Sovereign Commercial Pvt.Ltd.	Promoter	1	6000	0	0	6000	0.0063	6000	0	6000	0.0063	0	0.0063	0	0.0000	0	0.0000	6000
	Dalmia Housing Finance Ltd	Promoter	1	5707	0	0	5707	0.0060	5707	0	5707	0.0060	0	0.0060	0	0.0000	0	0.0000	5707
	Trishul Commercial Pvt. Ltd.	Promoter	1	5100	0	0	5100	0.0054	5100	0	5100	0.0054	0	0.0054	0	0.0000	0	0.0000	5100
	Swastik Commercial Pvt.Ltd.	Promoter	1	3700	0	0	3700	0.0039	3700	0	3700	0.0039	0	0.0039	0	0.0000	0	0.0000	3700
	Alankar Commercial Private Limited	Promoter	1	2600	0	0	2600	0.0027	2600	0	2600	0.0027	0	0.0027	0	0.0000	0	0.0000	2600
	Ricklunsford Trade And Industrial Investment Ltd	Promoter	1	1960	0	0	1960	0.0021	1960	0	1960	0.0021	0	0.0021	0	0.0000	0	0.0000	1960
	Chirawa Investment Limited	Promoter	1	1860	0	0	1860	0.0020	1860	0	1860	0.0020	0	0.0020	0	0.0000	0	0.0000	1860
	Lakshmi Vishnu Investment Limited	Promoter	1	1860	0	0	1860	0.0020	1860	0	1860	0.0020	0	0.0020	0	0.0000	0	0.0000	1860
	Mourya Finance Limited	Promoter	1	1860	0	0	1860	0.0020	1860	0	1860	0.0020	0	0.0020	0	0.0000	0	0.0000	1860
	Sikar Investment Company Limited	Promoter	1	1800	0	0	1800	0.0019	1800	0	1800	0.0019	0	0.0019	0	0.0000	0	0.0000	1800
	Antarctica Investment Pvt Ltd	Promoter	1	768	0	0	768	0.0008	768	0	768	0.0008	0	0.0008	0	0.0000	0	0.0000	768
	Comosum Investment Pvt Ltd	Promoter	1	701	0	0	701	0.0007	701	0	701	0.0007	0	0.0007	0	0.0000	0	0.0000	701
	Lovely Investment Pvt Ltd	Promoter	1	645	0	0	645	0.0007	645	0	645	0.0007	0	0.0007	0	0.0000	0	0.0000	645
	Altar Investment Pvt Ltd	Promoter	1	318	0	0	318	0.0003	318	0	318	0.0003	0	0.0003	0	0.0000	0	0.0000	318
	Ilac Investment Private Limited	Promoter	1	217	0	0	217	0.0002	217	0	217	0.0002	0	0.0002	0	0.0000	0	0.0000	217
	Dear Investment Pvt Ltd	Promoter	1	55	0	0	55	0.0001	55	0	55	0.0001	0	0.0001	0	0.0000	0	0.0000	55
	Trust		1	165000	0	0	165000	0.1737	165000	0	165000	0.1737	0	0.1737	0	0.0000	0	0.0000	165000



	Ram Krishna Dalmia Foundation	Promoter Group	1	165000	0	0	165000	0.177	165000	0	165000	0.1737	0	0.1737	0	0.0000	0	0.0000	165000
	Sub Total (A)(1)		35	12794910	0	0	12794910	13.4664	12794910	0	12794910	13.4664	0	13.4664	0	0.0000	0	0.0000	12794910
2	Foreign							0.0000				0.0000						0.0000	
(a)	Individuals (Non-Resident Individuals / Foreign Individuals)		0	0	0	0	0	0.0000	0	0	0	0.0000	0	0.0000	0	0.0000	0	0.0000	0
(b)	Government		0	0	0	0	0	0.0000	0	0	0	0.0000	0	0.0000	0	0.0000	0	0.0000	0
(c)	Institutions		0	0	0	0	0	0.0000	0	0	0	0.0000	0	0.0000	0	0.0000	0	0.0000	0
(d)	Foreign Portfolio Investor		0	0	0	0	0	0.0000	0	0	0	0.0000	0	0.0000	0	0.0000	0	0.0000	0
(e)	Any Other (Specify)							0.0000				0.0000						0.0000	
	Bodies Corporate		2	5507900	0	0	5507900	5.7970	5507900	0	5507900	5.7970	0	5.7970	0	0.0000	0	0.0000	5507900
	Banjax Limited		1	2789700	0	0	2789700	2.9361	2789700	0	2789700	2.9361	0	2.9361	0	0.0000	0	0.0000	2789700
	Hexabond Limited		1	2718200	0	0	2718200	2.8609	2718200	0	2718200	2.8609	0	2.8609	0	0.0000	0	0.0000	2718200
	Sub Total (A)(2)		2	5507900	0	0	5507900	5.7970	5507900	0	5507900	5.7970	0	5.7970	0	0.0000	0	0.0000	5507900
	Total Shareholding Of Promoter And Promoter Group (A)= (A)(1)+(A)(2)		37	18302810	0	0	18302810	19.2634	18302810	0	18302810	19.2634	0	19.2634	0	0.0000	200244	0.2108	18302810

Details of Shares which remain unclaimed may be given here along with details such as number of shareholders, outstanding shares held in demat/unclaimed suspense account, voting rights which are frozen etc.

(1) PAN would not be displayed on website of Stock Exchange(s)

(2) The term 'Encumbrance' has the same meaning as assigned under regulation 28(3) of SEBI (Substantial Acquisition of Shares and Takeovers) Regulations, 2011.

(3) Above listed details are based on the 30th June 2020, which is subject to change with appointed date which is the date of filing the NCLT order with RoC.



GHCL Textiles Limited
Table III - Statement showing shareholding pattern of the Public shareholder

Category	Category & Name of shareholders	PAN	Nos. of shareholders	No. of fully paid up equity shares held	No. of Partly paid-up equity shares held	No. of shares underlying Depository Receipts	Total nos. shares held	Shareholding as a % of total no. of shares (calculated as per SCRR, 1957)	Number of Voting Rights held in each class of securities				No. of Shares Underlying Outstanding convertible securities (including Warrants)	Shareholding , as a % assuming full conversion of convertible securities (as a percentage of diluted share capital)	Number of Locked in shares		Number of Shares pledged or otherwise encumbered		Number of equity shares held in dematerialised form
	(I)	(II)	(III)	(IV)	(V)	(VI)	(VII) = (IV)+(V)+ (VI)	(VIII) As a % of (A+B+C2)	(IX)				(X)	(XI)= (VII)+(X) As a % of (A+B+C2)	(XII)		(XIII)		(XIV)
1	Institutions																		
(a)	Mutual Fund		10	15923605	0	0	15923605	16.7593	15923605	0	15923605	16.7593	0	16.7593	0	0.0000	N/A	N/A	15919505
	Dsp Small Cap Fund	AAAJD0430B	1	8632076	0	0	8632076	9.0851	8632076	0	8632076	9.0851	0	9.0851	0	0.0000	N/A	N/A	8632076
	Franklin India Smaller Companies Fund	AAATT4931H	1	3836227	0	0	3836227	4.0376	3836227	0	3836227	4.0376	0	4.0376	0	0.0000	N/A	N/A	3836227
	Uti - Hybrid Equity Fund	AAATU1088L	1	3002097	0	0	3002097	3.1597	3002097	0	3002097	3.1597	0	3.1597	0	0.0000	N/A	N/A	3002097
(b)	Venture Capital Funds		0	0	0	0	0	0.0000	0	0	0	0.0000	0	0.0000	0	0.0000	N/A	N/A	0
(c)	Alternate Investment Funds		0	0	0	0	0	0.0000	0	0	0	0.0000	0	0.0000	0	0.0000	N/A	N/A	0
(d)	Foreign Venture Capital Investors		0	0	0	0	0	0.0000	0	0	0	0.0000	0	0.0000	0	0.0000	N/A	N/A	0
(e)	Foreign Portfolio Investor - Corporate (including Foreign Institutional Investors)		55	13728128	0	0	13728128	14.4486	13728128	0	13728128	14.4486	0	14.4486	0	0.0000	N/A	N/A	13727628
	Ares Diversified	AAHCA2144B	1	4932182	0	0	4932182	5.1910	4932182	0	4932182	5.1910	0	5.1910	0	0.0000	N/A	N/A	4932182
	Hypnos Fund Limited	AACCH6785N	1	2100000	0	0	2100000	2.2102	2100000	0	2100000	2.2102	0	2.2102	0	0.0000	N/A	N/A	2100000
	Eos Multi Strategy Fund Ltd	AADCE0686N	1	2946484	0	0	2946484	3.1011	2946484	0	2946484	3.1011	0	2.8519	0	0.0000	N/A	N/A	2946484
(f)	Financial Institutions / Banks		13	434309	0	0	434309	0.4571	434309	0	434309	0.4571	0	0.4571	0	0.0000	N/A	N/A	423105
(g)	Insurance Companies		2	3366423	0	0	3366423	3.5431	3366423	0	3366423	3.5431	0	3.5431	0	0.0000	N/A	N/A	3366423
	Life Insurance Corporation Of India	AAACL0582H	1	3138105	0	0	3138105	3.3028	3138105	0	3138105	3.3028	0	3.3028	0	0.0000	N/A	N/A	3138105
(h)	Provident Funds/ Pension Funds		0	0	0	0	0	0.0000	0	0	0	0.0000	0	0.0000	0	0.0000	N/A	N/A	0
(i)	Any Other (Specify)		0	0	0	0	0	0.0000	0	0	0	0.0000	0	0.0000	0	0.0000	N/A	N/A	0
	Sub Total (B)(1)		80	33452465	0	0	33452465	35.2082	33452465	0	33452465	35.2082	0	35.2082	0	0	N/A	N/A	33436661
2	Central Government/ State Government(s)		0	19	0	0	19	0.0000	19	0	19	0.0000	0	0.0000	0	0.0000	N/A	N/A	19
	Sub Total (B)(2)		0	19	0	0	19	0.0000	19	0	19	0.0000	0	0.0000	0	0.0000	N/A	N/A	19
3	Non-Institutions							0.0000				0.0000							
(a)	Individuals							0.0000				0.0000							
	i. Individual shareholders holding nominal share capital up to Rs. 2 lakhs.		60540	17032481	0	0	17032481	17.9264	17032481	0	17032481	17.9264	0	17.9264	0	0.0000	N/A	N/A	15478004
	ii. Individual shareholders holding nominal share capital in excess of Rs. 2 lakhs.		84	5399623	0	0	5399623	5.6830	5399623	0	5399623	5.6830	0	5.6830	0	0.0000	N/A	N/A	5399623
	Shantaben Karsanbhai Patel	QGGPP2908J	1	1017000	0	0	1017000	1.0704	1017000	0	1017000	1.0704	0	1.0704	0	0.0000	N/A	N/A	1017000
(b)	NBFCs registered with RBI		3	104365	0	0	104365	0.1098	104365	0	104365	0.1098	0	0.1098	0	0.0000	N/A	N/A	104365
(c)	Employee Trusts			0	0	0	0	0.0000	0	0	0	0.0000	0	0.0000	0	0.0000	N/A	N/A	0
(d)	Overseas Depositories(holding DRs) (balancing figure)		0	0	0	0	0	0.0000	0	0	0	0.0000	0	0.0000	0	0.0000	N/A	N/A	0
(e)	Any Other (Specify)		4336	20721523	0	0	20721523	21.8091	20721523	0	20721523	21.8091	0	21.8091	0	0.0000	N/A	N/A	19916590
	IEPF		1	884302	0	0	884302	0.9307	884302	0	884302	0.9307	0	0.9307	0	0.0000	N/A	N/A	884302
	Trusts		1	466273	0	0	466273	0.4907	466273	0	466273	0.4907	0	0.4907	0	0.0000	N/A	N/A	466273
	Hindu Undivided Family		1409	1038765	0	0	1038765	1.0933	1038765	0	1038765	1.0933	0	1.0933	0	0.0000	N/A	N/A	1038765
	Foreign Companies		1	500	0	0	500	0.0005	500	0	500	0.0005	0	0.0005	0	0.0000	N/A	N/A	0



Non Resident Indians (Non Repat)		385	235104	0	0	235104	0.2474	235104	0	235104	0.2474	0	0.2474	0	0.0000	N/A	N/A	231255
Non Resident Indians (Repat)		1718	1829158	0	0	1829158	1.9252	1829158	0	1829158	1.9252	0	1.9252	0	0.0000	N/A	N/A	1106844
Other Directors & Relatives		5	425100	0	0	425100	0.4474	425100	0	425100	0.4474	0	0.4474	0	0.0000	N/A	N/A	425000
Clearing Member		124	245319	0	0	245319	0.2582	245319	0	245319	0.2582	0	0.2582	0	0.0000	N/A	N/A	245319
Bodies Corporate		692	15597002	0	0	15597002	16.4156	15597002	0	15597002	16.4156	0	16.4156	0	0.0000	N/A	N/A	15518832
J P Financial Services Limited	AAACJ7794B	1	1996938	0	0	1996938	2.1017	1996938	0	1996938	2.1017	0	2.1017	0	0.0000	N/A	N/A	1996938
Noble Communications Pvt Ltd	AAACN9800C	1	1993751	0	0	1993751	2.0984	1993751	0	1993751	2.0984	0	2.0984	0	0.0000	N/A	N/A	1993751
Varanasi Commercial Ltd.	AAACV8692G	1	1475000	0	0	1475000	1.5524	1475000	0	1475000	1.5524	0	1.5524	0	0.0000	N/A	N/A	1475000
Aarkay Investments Pvt. Ltd	AACCA2455N	1	2000000	0	0	2000000	2.1050	2000000	0	2000000	2.1050	0	2.1050	0	0.0000	N/A	N/A	2000000
Sub Total (B)(3)		64963	43257992	0	0	43257992	45.5284	43257992	0	43257992	45.5284	0	45.5284	0	0.0000	N/A	N/A	40898582
Total Public Shareholding (B)= (B)(1)+(B)(2)+(B)(3)		65044	76710476	0	0	76710476	80.7366	76710476	0	76710476	80.7366	0	80.7366	0	0.0000	N/A	N/A	74335262

Details of the shareholders acting as persons in Concert including their Shareholding (No. and %):

Details of Shares which remain unclaimed may be given here along with details such as number of shareholders, outstanding shares held in demat/unclaimed suspense account, voting rights which are frozen etc.

Note:

(1) PAN would not be displayed on website of Stock Exchange(s).

(2) The above format needs to be disclosed along with the name of following persons:

Institutions/Non Institutions holding more than 1% of total number of shares

(3) W.r.t. the information pertaining to Depository Receipts, the same may be disclosed in the respective columns to the extent information available and the balance to be disclosed as held by custodian.



GHCL Textiles Limited
Table IV - Statement showing shareholding pattern of the Non Promoter- Non Public shareholder

Category	Category & Name of shareholders	PAN	Nos. of shareholders	No. of fully paid up equity shares held	No. of Partly paid-up equity shares held	No. of shares underlying Depository Receipts	Total nos. shares held	Shareholding as a % of total no. of shares (calculated as per SCRR, 1957)	Number of Voting Rights held in each class of securities				No. of Shares Underlying Outstanding convertible securities (including Warrants)	Shareholding , as a % assuming full conversion of convertible securities (as a percentage of diluted share capital)	Number of Locked in shares		Number of Shares pledged or otherwise encumbered		Number of equity shares held in dematerialised form
									No of Voting Rights			Total as a % of (A+B+C)			No. (a)	As a % of total Shares held(b)	No. (a)	As a % of total Shares held(b)	
									Class eg: X	Class eg: y	Total								
	(I)	(II)	(III)	(IV)	(V)	(VI)	(VII) = (IV)+(V)+(VI)	(VIII) As a % of (A+B+C2)	(IX)				(X)	(XI)= (VII)+(X) As a % of (A+B+C2)	(XII)		(XIII)		(XIV)
	1 Custodian/DR Holder		0	0	0	0	0	0.0000	0	0	0	0.0000	0	0.0000	0	0.0000	0	0.0000	0
	2 Employee Benefit Trust (under SEBI (Share based Employee Benefit) Regulations, 2014)		0	0	0	0	0	0.0000	0	0	0	0.0000	0	0.0000	0	0.0000	0	0.0000	0
	Total Non-Promoter- Non Public Shareholding (C)= (C)(I)+(C)(2)		0	0	0	0	0	0.0000	0	0	0	0.0000	0	0.0000	0	0.0000	0	0.0000	0

Note:

(1) PAN would not be displayed on website of Stock Exchange(s).

(2) The above format needs to disclose name of all holders holding more than 1% of total number of shares


(3) W.r.t. the information pertaining to Depository Receipts, the same may be disclosed in the respective columns to the extent information available

(4) Above listed details are based on the 30th June 2020, which is subject to change with appointed date which is the date of filing the NCLT order with RoC.



Table V - Details of Significant Beneficial Ownership as specified by the listed entity under Form No. BEN-2 as submitted to the Registrar									
S. No.	Name	PAN	Passport No. in case of foreign national	Nationality	Details of holding/ exercise of right of the SBO in the reporting company, whether direct or indirect*				Date of creation/acquisition of significant beneficial interest
					Shares	Voting Rights	Rights on distributable dividend or any other distribution	Exercise of control	
1									
2	Not Applicable								
3									
Note: If PAN is not applicable, kindly put dummy PAN ("ZZZZZ9999Z") and provide reason for the same in remark column.									
* In case the nature of the holding/ exercise of the right of a SBO falls under multiple categories specified under (a) to (e) under Column III, multiple rows for the same SBO shall be inserted accordingly for each of the categories.									
#This column shall have the details as specified by the listed entity under Form No. BEN-2 as submitted to the Registrar.									
Above listed details are based on the 30th June 2020, which is subject to change with appointed date which is the date of filing the NCLT order with RoC.									

For GHCL Textiles Limited


 Authorised Signatory

